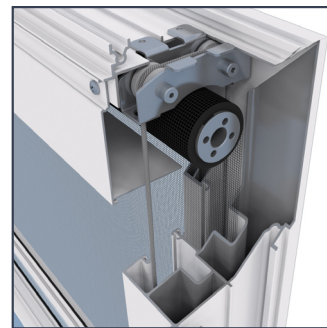




3 Season Porch Windows


Technical Information



Quad pulley balance system for smooth and reliable operation



Stainless steel aircraft cable supports the counterbalanced sashes for easy ventilation



Dual sashes with weatherstripping and interlocking rail create a tight seal




Sash lock and 3/16" tempered glass for added protection and peace of mind





At a Glance

TRANSFORM YOUR OUTDOOR
SPACE WITH OUR PORCH
WINDOWS WITH
RETRACTABLE SCREENS OR
FIXED GLASS PANELS



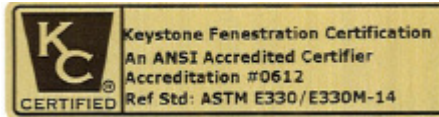
DEFINITION OF SPACE

Scenix Porch Windows are designed for a 3-Season Room. This is a non-insulated room, with multiple screens, window panes or storm windows.

This is also known as a Category II space, in which the space is uninhabited, unconditioned, and thermally isolated from the main structure; walls are enclosed; openings are enclosed with plastic or glass.

TESTING & CERTIFICATIONS

The Scenix Porch Windows with retractable screen have been tested through the AAMA Keystone Fenestration Certification Program. Each window carries the gold certification label below. Scenix Retractable Screen have a DP (Design Pressure) rating of up to 40 psf. Fixed Glass Panel have a DP rating of up to 90 psf. Actual rating varies by size (see page 4).



CAR: 1161-0101
Model: Scenix SNX50 Aluminum
Sunroom/Porch Encl. Window
Rating: DP +/-40 48x96, Type-H

SPECIFICATIONS

All aluminum member shall be extruded of 6063-T6 aluminum alloy with a wall thickness of .050 inches.

Glass shall be 3/16" tempered safety glass meeting the 16CFR 1201 and ANSI Z97.1 standards referenced by the CPSC.

Exposed aluminum components shall be painted in accordance with AAMA 26303 specifications, multiple colors available.

Retractable screen models include stainless steel aircraft cable consisting of 7 strands to support the counter balanced sashes.

HOW TO MEASURE

WIDTH: Measure between the jambs at three points: top, middle and bottom of the window opening. Measure from the surface of the jambs where the window will be mounted.

HEIGHT: Measure from the high point of the sill of your window to the top of the window opening. Make three measurements at left, center and right side of the window.

DEPTH: There must be at least 2-1/2" of opening depth between the inside window trim and the outside.

Use the smallest of each set of measurements when placing your order.

HOW TO INSTALL

1 To ensure the window is secured properly, DO NOT overhang the window more than 1" beyond the outside face of the framing. Front face of the Panel Flush with outermost surface of any framing.

2 Using shims within 1" of each screw hole along both jambs and under the corners of the sill, center the window in the opening both vertically and horizontally. Shim to square and plumb.

3 Install the provided screws in the pre-punched holes in the jambs.

4 Seal and trim as desired.

WARRANTY

Larson Manufacturing warrants the Scenix™ frame to be free from manufacturing defects for a period of ten years from the date of original retail purchase.

Larson Manufacturing warrants the retractable screen to be free from manufacturing defects for a period of five years from the date of original retail purchase.

Larson Manufacturing warrants the components for the glass sash to be free from manufacturing defects for a period of one year from the date of original retail purchase. Damage or breakage of the screen/glass sash is not covered under warranty. A replacement component will be provided upon written proof of purchase.

What is it?

AAMA/NPEA/NSA 2100, titled Specifications for Sunrooms, was jointly developed by the American Architectural Manufacturer's Association, the National Patio Enclosure Association, and the National Sunroom Association. This specification was developed in response to a lack of consistent definition and code requirements for sunrooms. It provides performance requirements, including criteria for structural loads, for sunrooms and similar structures such as patio enclosures, patio covers, and porch enclosures. The International Residential Code (IRC) began referencing the requirements of AAMA/NPEA/NSA 2100 with the 2015 IRC.

AAMA/NPEA/NSA 2100 and the IRC define sunrooms and similar spaces using five categories:

Category I	Space is nonhabitable, unconditioned, and thermally isolated from the main structure; walls are open or enclosed with either insect screen or plastic film up to 0.5 mm thick
Category II	Space is nonhabitable, unconditioned, and thermally isolated from the main structure; walls are enclosed; openings are enclosed with plastic or glass
Category III	Space is nonhabitable, unconditioned, and thermally isolated from the main structure; walls are enclosed; openings are enclosed with plastic or glass and fenestration products comply with additional requirements for water penetration and air infiltration
Category IV	Space is nonhabitable, conditioned, heated or cooled by a separate system, and thermally isolated from the main structure; walls are enclosed; fenestration products comply with additional requirements for water penetration, air infiltration, and thermal performance
Category V	Space is habitable, conditioned, and open to the main structure; walls are enclosed; fenestration products comply with additional requirements for water penetration, air infiltration, and thermal performance

How it Applies to Scenix

Scenix sunroom and porch enclosure windows are intended, designed, and tested for use in Category II spaces.

The structural performance requirements for fenestration products in sunroom and porch enclosures are determined by a combination of factors including location and wind speed; size and location of the windows within the structure; mean roof height; and topography, exposure, and protection from the wind. Once the design professional has used these factors to determine the design load (or design pressure, expressed as DP) products in the structure must be able to withstand, appropriate windows may be selected for the enclosure.

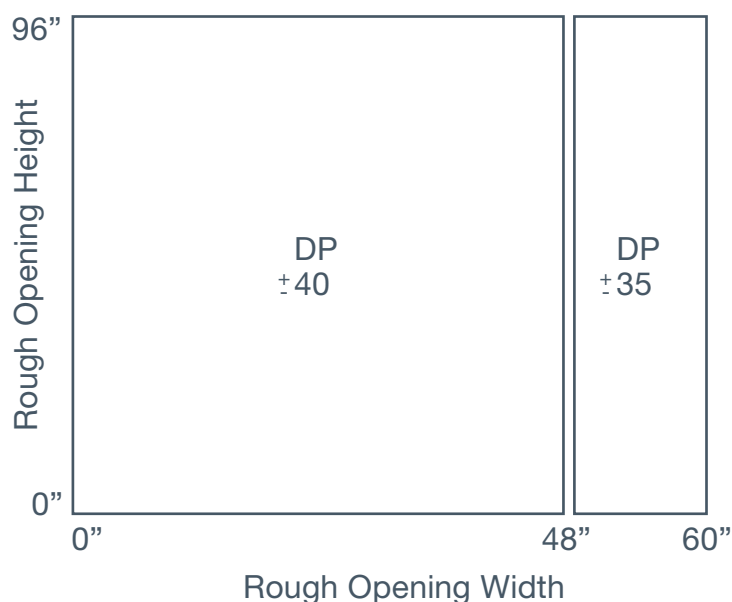
Scenix sunroom and porch enclosure windows are certified to specific DP ratings, as depicted in the size chart on page 4.



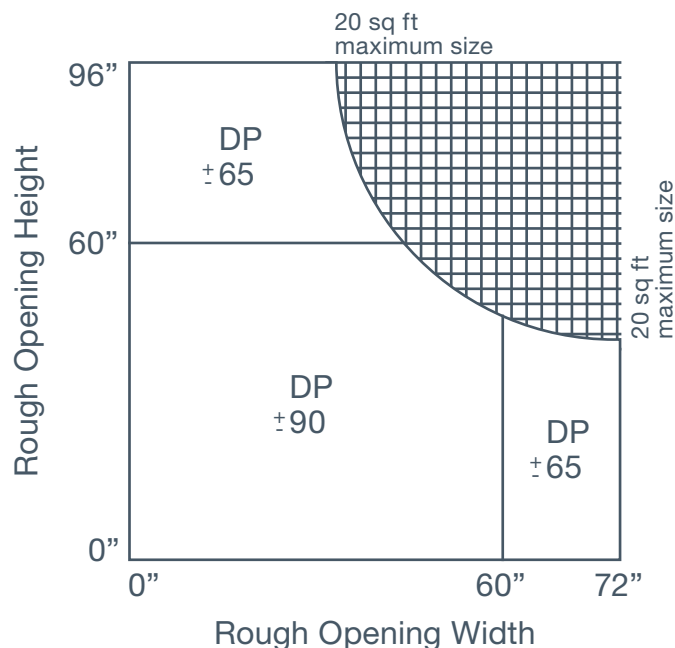
Testing & Certification

How it Applies to Scenix

Retractable Screen



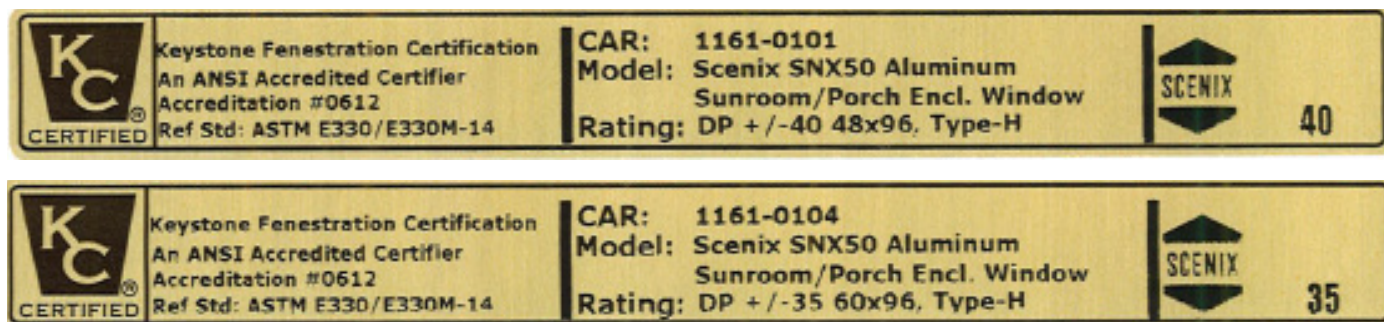
Fixed Glass Panel*



* For Triangle, Trapezoids or specialty shape DP rating, contact Larson with size information

To help ensure that Scenix sunroom and porch enclosure windows meet the code requirements of the local jurisdiction, a Keystone Certifications label appears on the underside of the head of each unit. Only after rigorous structural testing to ASTM E330M at an independent accredited test laboratory, a thorough review of test procedures and results, and a visit by a Keystone Certifications representative to the Scenix manufacturing plant to ensure robust manufacturing and quality procedures are in place does Keystone Certifications authorize the manufacturer to apply a permanent certification label to the product. This label enables building inspectors to verify the structural rating of the window and confirm that it meets the structural requirements prescribed by the building code.

Certification Label on Each





Specification

SCREEN PORCH WINDOW SPECIFICATIONS

2/1/19

MANUFACTURE LOCATION:

A. Larson Manufacturing, Inc. – Brookings, South Dakota.

GENERAL:

A. Window shall be aluminum, single glazed. It shall have an upper and lower sash that are coupled together using stainless steel aircraft cable and a pulley system to counterbalance each other. For units with retractable screen, double hung style window where both sash operate simultaneously to expose an upper and lower retractable screen.

MATERIALS:

- A. All aluminum members, including sill, jambs and header shall be extruded of 6063-T6 aluminum alloy and shall have minimum wall thickness of .050 inches. All exposed extruded aluminum components shall be painted in accordance with AAMA 2603 specifications. Multiple colors available.
- B. Glass shall be 3/16" tempered safety glass meeting the 16CFR 1201 and ANSI Z97.1, CSPC standards.
- C. Glazing spline shall be marine glazing.

CONSTRUCTION:

- A. The master frame shall be accurately machined, have mitered corners and shall be securely fastened at each corner with two (2) screws and an internal self locking corner key. Head, jambs and sill are hollow aluminum extrusion for added strength.
- B. Sash frames shall have accurately machined, mitered corners. Each sash corner shall be screwed together for added rigidity.
- C. For units with retractable screen, each sash is attached to a retractable screen roll. Operating one sash will move both sashes at the same time. When sash are operated, a retractable screen will appear at the top and the bottom of the window. When sashes are in the closed position, both screens are retracted into the head and sill of the window and can not be seen.
- D. Window sill area shall be sloped to the exterior and a louvered weep hole cover installed to aid in water drainage.
- E. Weatherstrip shall be installed into masterframe on both sides of each sash.
- F. Fasteners shall be included for attaching window to typical wood openings.

CERTIFICATIONS:

Windows were tested by an independent test lab in accordance with the requirements of AAMA/NPEA/NSA 2100-12 SUNROOM SPECIFICATIONS for category II sunrooms. Operable up to 60" in width, and fixed panels up to 72" in width, meet or exceed all applicable requirements. Windows are certified in accordance with ASTM E330M standard test method for Structural Performance of Exterior Windows, Doors, Skylights and Curtain Walls by Uniform Static Air Pressure Difference.

WARRANTY REGISTRATION NUMBER:

Each window shall have a registration label displaying an identification number, which is to be registered upon installation of the window per warranty card provided.